


**DESCRIPTION:**

Gasketing material produced from the combination of specification grade silicone and wire; used in sheet and strip form. The silicone elastomer acts as an environmental seal; while the wires provide excellent conductivity to establish EMI/RFI integrity. Available in both solid and sponge silicone, and with aluminum or monel wires. Custom compositions are available on request.

**APPLICATION:**

While primarily suggested for use in gasket applications requiring high levels of attenuation along with a moisture seal; because of its economics, it is also recommended for commercial shielding. Order with or without PSA (pressure sensitive adhesive), in sheet, strip or custom form as you require.



**SPECIFICATIONS:** Listed below are the most commonly used substrates. Other combinations may be available upon request.

Part No.	Description	Specification
6XX-	Wire Oriented In Silicone	
61X-	Solid Silicone Elastomer	ZZ-R-765 2b 40
62X-	Sponge Silicone	AMS 3195
63X-	Fluorosilicone	Mil-R-25988 Gr50
64x-	Silicone	WSI-9206 TYPE 1
6X1-	Monel Wire	QQ-N-281 ,.0045 dia.
6X2-	Aluminum Wire	Alloy 5056 ,.005 dia.
6X3-	SnPhBronze	ASTM B105 ,.0045 dia.
6X4-	Monel Wire Mesh	QQ-N-281 ,.0045 dia.
6X5-	Aluminum Wire Mesh	Alloy 5056 ,.005 dia.
6X6-	Tin Plated Copper	QQW-343

**PERFORMANCE CHARACTERISTICS**

Part No. Designator	SOLID SILICONE / FLUROSILICONE ELASTOMERS						SILICONE SPONGE ELASTOMER		
	611	612	613	631	632	633	621	622	623
Shielding dB 200 KHz	70	70	70	70	70	85	70	70	70
100 MHz	125	100	130	125	100	130	120	85	130
1.0 GHz	125	100	125	125	100	125	125	70	125
Fuel/Solvent resistant	NO	NO	NO	YES	YES	YES	NO	NO	NO
Closing Force (psi)	25-100	25-100	25-100	25-100	25-100	25-100	5-50	5-50	5-50
Compression Set	25%	25%	25%	25%	25%	25%	25%	25%	25%
Temperature range (C)	-65/200	-65/200	-65/200	-55/200	-55/200	-55/200	-65/200	-65/200	-65/200
EMP Survivability Color	YES GREY	YES GREY	YES GREY	YES: BLUE	YES BLUE	YES BLUE	YES GREY	YES GREY	YES GREY
Wire Count/ sq. in.	900	900	900	900	900	900	650	650	650

**AVAILABILITY** Each of the above are available in a variety of cross sections, and die cut configurations. In order to determine the full part number for the material you desire, use the following system. As previously shown, the first three digits of our part number determine the elastomer and wire used in the composite. The next four digits will determine the

cross sectional make-up of the material to be supplied. The first (of the four) determine whether the part is "custom" or "standard". If you require a "custom" part not shown in the following pages, this digit will be a "1", and the rest of the part number will be assigned by Ja-Bar. If the part you require is standard, this digit will be "0".

6XX-0XXX	Standard
6XX-1XXX	Custom
6XX-2XXX	Standard with PSA

If your part is standard, please use the following information to determine the remaining digits of the material you require.

6XX-00XX	Sheet Stock
6XX-01XX	Strip Stock (3 ft)
6XX-02XX	Combo Strip Stock
6XX-03XX	Ring Gaskets
6XX-04XX	Connector Gaskets
6XX-05XX	Strip Stock (18 ft)

**TOLERANCES**

Dimension	Thickness	Width
0.032" - 0.055"	+.010" / - 0.005"	N/A
0.062" - 0.250"	+ / - .010"	+ / - .016"
0.251" - 0.750"	+ / - .010" *	+ / - .031"
0.751" - 1.50"	+ / - .010" *	+ / - .047"
3.0"	N/A	Minimum
4.5"	N/A	Minimum
6.0"	N/A	Minimum
9.0"	N/A	Minimum

# Wire Oriented in Silicone

## Series 600

### STANDARD STRIP/SHEET STOCK - 3 FT. LENGTHS

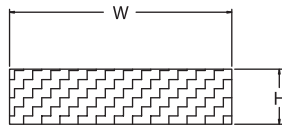


Figure 6.1 - Standard Strip 6XX-01XX

### PORTIONED STRIP/SHEET STOCK

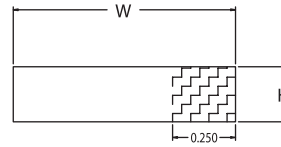


Figure 6.2 - Portioned Strip 6XX-02XX

Part No.	Thickness	Width
0005	.032	3.0
0006	.032	4.5
0007	.032	6.0
0008	.032	9.0
0009	.045	3.0
0010	.045	4.5
0011	.045	6.0
0012	.045	9.0
0013	.055	3.0
0014	.055	4.5
0015	.055	6.0
0016	.055	9.0
0017	.062	3.0
0018	.062	4.5
0019	.062	6.0
0020	.062	9.0
0021	.093	3.0
0022	.093	4.5
0023	.093	6.0
0024	.093	9.0
0025	.125	3.0
0026	.125	4.5
0027	.125	6.0
0028	.125	9.0
0029	.156	3.0
0030	.156	4.5
0031	.156	6.0
0032	.156	9.0
0033	.188	3.0
0034	.188	4.5
0035	.188	6.0
0036	.188	9.0
0037	.250	3.0
0038	.250	4.5
0039	.250	6.0
0040	.250	9.0
0041	.312	3.0
0042	.312	4.5
0043	.312	6.0
0044	.312	9.0
0045	.375	3.0
0046	.375	4.5
0047	.375	6.0
0048	.375	9.0

Part No.	H x W
0101	.062 x .062
0102	.062 x .093
0103	.062 x .125
0104	.062 x .156
0105	.062 x .188
0106	.062 x .250
0107	.062 x .312
0108	.062 x .375
0109	.062 x .500
0110	.062 x .625
0111	.062 x .750
0112	.062 x 1.00
0113	.093 x .062
0114	.093 x .093
0115	.093 x .125
0116	.093 x .156
0117	.093 x .188
0118	.093 x .250
0119	.093 x .312
0120	.093 x .375
0121	.093 x .500
0122	.093 x .625
0123	.093 x .750
0124	.093 x 1.00
0125	.125 x .062
0126	.125 x .093
0127	.125 x .125
0128	.125 x .156
0129	.125 x .188
0130	.125 x .250
0131	.125 x .312
0132	.125 x .375
0133	.125 x .500
0134	.125 x .625
0135	.125 x .750
0136	.125 x 1.00
0137	.156 x .062
0138	.156 x .093
0139	.156 x .125
0140	.156 x .156
0141	.156 x .188
0142	.156 x .250
0143	.156 x .312
0144	.156 x .375
0145	.156 x .500
0146	.156 x .625
0147	.156 x .750
0148	.156 x 1.00
0149	.188 x .062
0150	.188 x .093

Part No.	H x W
0151	.188 x .125
0152	.188 x .156
0153	.188 x .188
0154	.188 x .250
0155	.188 x .312
0156	.188 x .375
0157	.188 x .500
0158	.188 x .625
0159	.188 x .750
0160	.188 x 1.00
0161	.250 x .062
0162	.250 x .093
0163	.250 x .125
0164	.250 x .188
0165	.250 x .250
0166	.250 x .375
0167	.250 x .500
0168	.250 x .625
0169	.250 x .750
0170	.250 x 1.00
0171	.375 x .125
0172	.375 x .250
0173	.375 x .375
0174	.375 x .500
0175	.375 x .625
0176	.375 x .750
0177	.375 x 1.00
0178	.500 x .250
0179	.500 x .375
0180	.500 x .500
0181	.500 x .625
0182	.500 x .750
0183	.500 x 1.00
0184	.625 x .250
0185	.625 x .375
0186	.625 x .500
0187	.625 x .625
0188	.625 x .750
0189	.625 x 1.00
0190	.750 x .250
0191	.750 x .375
0192	.750 x .500
0193	.750 x .625
0194	.750 x .750
0195	.750 x 1.00
0196	1.00 x .250
0197	1.00 x .500
0198	1.00 x .750
0199	1.00 x 1.00

### STRIP LENGTH AVAILABILITY

Thickness	Width	Maximum Length
0.032"	0.062" – 9.00"	36"
0.062" – 1.0"	0.062" – 0.250"	216"
0.125" – 1.0"	0.250" – 0.375"	132"



Ja-Bar Series 600 Materials, as well as many other conductive and non-conductive elastomers, are often supplied with PSA (pressure sensitive adhesive) for ease of installation in your assembly. A 0.005" thick film of a high tack acrylic adhesive on a silicone treated release paper. It features excellent adhesion to a wide variety of substrates including polyethylene. The thick adhesive mass permits bonding to many irregular or textured surfaces such as foam and fabric. Meets Mil-P-19834B, Type 1.

**Physical properties and Performance Characteristics:**

Adhesive Type	A-60 medium-firm acrylic
Adhesive Carrier	None
Release Liner	Tan Paper
Approximate Thickness of release liner	0.004"
Tape only	0.005"
Tape Color	Clear
Adhesion to Steel	75 oz/in (82 N/100 mm)
Operating Ranges: Long Term	180 °F
Operating Ranges: Short Term	250 °F
Relative Solvent resistance	Medium